


# Beadecked Bead Shoppe

Hours: Closed Monday • Tuesday-Saturday 10-5 • Thursday Until 8 PM • Sunday 12-5

35 North Main Street  
Southington, CT 06489  
860.276.0475  
www.KazuriBeadsEast.com



## Fall Newsletter

October-December 2009

For the Fall of 2009, we've decided to blow out all the stops. We're going bigger, better, and beadier in everything that we do! Not only are we expanding our inventory as we move into our new, larger location, but we are also offering more classes and more new projects than ever before, and beginning October 1st, we will once again be open until 8 PM on Thursday evenings. The fall class schedule is jam-packed with a variety of techniques—wire work, bead weaving, stringing—you name it, we've got it! Take a class, have some fun, use your creativity, and bead happy! Please note that the Apple Harvest Festival runs October 2-4 and 9-11. Be advised that road closures will limit parking near our store, but we will be open for business! Visit the town of Southington's Apple Harvest website at <http://www.southington.org/content/2028/default.aspx> for festival hours, parking information and the shuttle bus schedule. Don't forget: we will be closed October 11-15 to complete the move to our new location. We will re-open on Friday October 16th right next door in the former location of the Pottery Piazza. Join us for an open house celebration in our new BIGGER space on Friday October 16th from 12PM-8PM.

### Have Yourself a Very Beady Birthday

Beginning November 1st, we will be offering in-store birthday parties for ages 6 and up. Please refer to our birthday party brochure for the details. Whether you're turning 6 or 66, a beading birthday party is the perfect way to celebrate!

### New! BYOBead Night:

We are also introducing our new BYOBead Night (the first Friday of the month, beginning November 6th). You bring drinks, munchies, and your latest beading project (or come in and design something new), we supply the tools and expert advice (if you need it). Never beaded before? Don't worry, we'll teach you how to design and assemble a one-of-a-kind necklace or bracelet. It's fun, it's easy, The perfect way to unwind after a long work week, and the ultimate girls night out. Tell your friends and reserve your space at our first BYOBead night today! Come spend an evening with your fellow beaders and let the creativity flow!







Dates: Friday November 6th 6-9 PM

Cost: \$5.00/person

Friday December 4th 6-9 PM






# Fall Class Schedule

October-December 2009

Class	Description and Price	Dates and Times
<p data-bbox="272 310 423 338">Basic Design</p> 	<p data-bbox="610 310 1260 464">The most fundamental beading technique. String beads on a flexible beading wire to create an exquisite and one of a kind bracelet or necklace. *\$15.00, includes wire, crimps, and clasp. cost of beads extra</p>	<p data-bbox="1289 310 1446 369">Tuesday 12/8 10AM-12PM</p>
<p data-bbox="228 520 472 548">Christmas Ornament</p> 	<p data-bbox="610 520 1260 674">Use vintage brass components, Swarovski crystals, and charms to make a unique, vintage-inspired christmas ornament. This ornament will be a one-of-a-kind work of art. *\$30.00, includes materials</p>	<p data-bbox="1289 520 1446 579">Thursday 12/3 6PM-8PM</p>
<p data-bbox="256 835 444 863">Cluster Earrings</p> 	<p data-bbox="610 835 1260 957">Practice your wire wrapped loops using 24 gauge headpins and 4mm beads. Put your wired beads together to make a stunning cluster earring. *\$20.00, includes materials</p>	<p data-bbox="1289 835 1471 894">Thursday 11/12 6PM-8PM</p>
<p data-bbox="224 1081 477 1108">Color Wheel Bracelet</p> 	<p data-bbox="610 1081 1260 1241">Take a spin around the color wheel and experiment with new color combinations. Design a bracelet that utilizes color relationships and principles of design to create a unique piece of jewelry. *\$30.00, includes materials</p>	<p data-bbox="1289 1081 1471 1140">Thursday 12/17 6PM-8PM</p>
<p data-bbox="224 1339 477 1367">Crystal Edge Bracelet</p> 	<p data-bbox="610 1339 1260 1499">Use Swarovski Crystals and seed beads to weave a super sparkley bracelet. This project is much easier than it looks—a great intro to needle and thread bead weaving! *\$45.00, includes materials</p>	<p data-bbox="1289 1339 1471 1398">Saturday 10/31 10AM-1PM</p>
<p data-bbox="233 1591 467 1619">Drop Link Necklace</p> 	<p data-bbox="610 1591 1260 1692">Erin will teach you how to make a fun and fabulously funky necklace using beads, wire, and metal links. *\$45.00, includes materials</p>	<p data-bbox="1289 1591 1471 1650">Saturday 11/14 10AM-1PM</p>







# Fall Class Schedule

October-December 2009

Class	Description and Price	Dates and Times
<p data-bbox="272 310 430 342">Easy Earrings</p> 	<p data-bbox="613 310 1269 436">Stop by any time (as long as there isn't another class going on) and we can walk you through the process. Learn how to make a simple loop and you'll be ready to make earrings to match any outfit!</p> <p data-bbox="613 438 1230 499">*Instruction is free with the purchase of earring supplies!</p>	<p data-bbox="1292 310 1458 371">Tuesday 10/27 10AM-12PM</p>
<p data-bbox="180 613 521 644">Embellished Peyote Bracelet</p> 	<p data-bbox="613 613 1263 766">Carmella will teach you how to make a free-form peyote bracelet, embellished with Swarovski crystal, pearls, and glass beads. A fabulous and funky piece for the seed bead enthusiast. Knowledge of peyote stitch is a must.</p> <p data-bbox="613 768 935 800">*\$45.00, includes materials</p>	<p data-bbox="1292 613 1455 674">Saturday 12/5 10AM-2PM</p>
<p data-bbox="147 907 553 938">Fancy Right Angle Weave Bracelet</p> 	<p data-bbox="613 907 1250 1033">Carmella will teach you right angle weave using 6mm Czech glass beads and 4mm Swarovski crystals. Embellish this simple bracelet with some seed beads and more Swarovski crystals.</p> <p data-bbox="613 1035 935 1066">*\$45.00, includes materials</p>	<p data-bbox="1292 907 1471 968">Saturday 12/12 10AM-1PM</p>
<p data-bbox="201 1253 500 1285">Gilded Art Deco Bracelet</p> 	<p data-bbox="613 1253 1269 1348">Let your creativity flow! Make a one of a kind bracelet using our vintage inspired brass findings. Get crazy with some gilder's paste then add some charms and chain.</p> <p data-bbox="613 1350 935 1381">*\$45.00, includes materials</p>	<p data-bbox="1292 1253 1471 1314">Thursday 12/10 6PM-8PM</p>
<p data-bbox="250 1570 451 1602">Illusion Necklace</p> 	<p data-bbox="613 1570 1269 1696">Use superfine beading chain and Swarovski crystals to make an easy and inexpensive, yet elegant necklace. You'll want to make a bunch, they're the perfect holiday gift!</p> <p data-bbox="613 1698 922 1730">*\$25.00, includes materials</p>	<p data-bbox="1292 1570 1458 1631">Thursday 10/8 6PM-8PM</p>






# Fall Class Schedule

October-December 2009

Class	Description and Price	Dates and Times
<p>Jazzy Jumps Bracelet</p> 	<p>Erin will teach you how to embellish jumprings using 4mm drop beads, then connect them together to make a chain. Add a clasp, a few crystals and a charm or two and voila! You've got a beautiful bracelet. *\$30.00, includes materials</p>	<p>Thursday 10/1 6PM-8PM</p>
<p>Kumihimo Crystal Bracelet</p> 	<p>Carmella will teach you how to use Japanese Kumihimo disc as you braid Swarovski crystals and seed beads into a stunning rope-style bracelet. \$55.00, includes bracelet materials and Kumihimo disc tool</p>	<p>Saturday 11/21 10AM-1PM</p>
<p>Leather "Pandora" Bracelet</p> 	<p>Make a bracelet using leather cord and "Pandora" style lampwork and sterling silver beads. *\$45.00, includes materials</p>	<p>Saturday 10/17 10AM- 12PM</p>
<p>Loops and Charms Bracelet</p> 	<p>Learn how to make bead dangles and connect them to chain. Add some charms for a fun and funky bracelet. *\$35.00, includes materials</p>	<p>Tuesday 11/10 10AM-12PM</p>
<p>Pearl Knotting</p> 	<p>Learn how to knot between fresh water pearls to make a classic and elegant necklace. *\$35.00, includes materials</p>	<p>Thursday 11/12 6PM-8PM</p>
<p>Twist N' Curl Coil Bracelet</p> 	<p>Learn how to twist wire into a sparkling coil, and then pair it with Kazuri beads to give your bracelet an earthy, artsy flair. \$55.00, includes materials and Twist N' Curl tool</p>	<p>Thursday 10/22 6PM-9PM</p>

# Fall Class Schedule

October-December 2009


Class	Description and Price	Dates and Times
<p>Watch Bracelet</p> 	<p>Design a one-of-a-kind watch bracelet using the beads of your choice. \$25.00, includes watch face, cost of beads extra</p>	<p>Thursday 10/29 6PM-9PM</p>
<p>Wire Wrapped Pendant</p> 	<p>Learn 2 different approaches for making a wire wrapped pendant. Some wire experience helpful. *\$20.00, cost of pendants extra, includes materials</p>	<p>Thursday 11/19 6PM-8PM</p>
<p>X-O CrissCross Bracelet</p> 	<p>Weave pearls and seed beads together using a needle and thread. Start with a simple variation of right angle weave, then embellish it by adding crystals and more seed beads. *\$55.00, includes materials</p>	<p>Saturday 12/19 10AM-3PM</p>
<p>Zig-Zag Right Angle Weave Tennis Bracelet</p> 	<p>Use Swarovski crystals and seed beads to create a zig-zaging right angle weave tennis bracelet. Some experience with right angle weave is helpful when making this bracelet. *\$45.00, includes materials</p>	<p>Saturday 10/24 10AM-1PM</p>
<p>Snowflake Ornament</p> 	<p>A late addition to our Fall class schedule, but too pretty to pass up. Carmella will teach you how to weave seed beads and swarovski crystals into a beautiful snowflake ornament. You'll want to make plenty of these to give as gifts. *\$35.00, includes materials</p>	<p>Saturday 10/17 10AM-1PM</p>

## Reminder

We re-open in our new location on October 16th. All classes scheduled after the 16th will be held in our new, larger store located right next door in the former location of the Pottery Piazza. Our address in the new location is the same: 35 North Main Street, Southington, CT 06489.

# Class and Events Calendar

October-December 2009



**October**

S	M	T	W	TR	F	SA
				1: Jazzy Jumps	2: Apple Harvest Festival	3: Apple Harvest Festival
4: Apple Harvest Festival	5	6	7	8: Illusion Necklace	9: Apple Harvest Festival	10: Apple Harvest Festival
11: Closed for the big move!	12: Closed for the big move!	13: Closed for the big move!	14: Closed for the big move!	15: Closed for the big move!	16: Open House Celebration	17: Leather "Pandora" and Snowflake Ornament
18	19	20	21	22: Twist N' Curl	23	24: ZigZag RAW
25	26	27: Easy Earrings	28	29: Watch Bracelet	30	31: Crystal Edge Bracelet

**November**

S	M	T	W	TR	F	SA
1	2	3	4	5: Pearl Knotting	6: BYOBead Night	7: Fancy RAW Bracelet
8	9	10: Loops and Charms Bracelet	11	12: Cluster Earrings	13	14: Drop Link Necklace
15	16	17	18	19: Wire Wrapped Pendant	20	21: Kumihimo Crystal Bracelet
22	23	24	25	26: Closed	27	28
29	30					

**December**

S	M	T	W	TR	F	SA
		1	2	3: Christmas Ornament	4: BYOBead Night	5: Embellished Peyote Bracelet
6	7	8: Basic Design	9	10: Gilded Art Deco Bracelet	11	12
13	14	15	16	17: Color Wheel Bracelet	18	19: X-O Criss-Cross Bracelet
20	21	22	23	24: Closed	25: Closed	26
27	28	29	30	31: Closed		

## Class Policy

**Pre-Registration:** ALL classes must be paid in full to hold a space. Class fees are non-refundable, unless cancellation is our fault (too few students or bad weather). Cancellations will occur when there are fewer than 3 students in a class. You will be notified at least 24 hours prior to class if this happens.

**Classes begin on time!** If you are more than 15 minutes late, you may forfeit the class. The instructor will not be able to catch you up to the rest of the class.

**Class Skill Levels:** All classes are open to all skill levels. Our classes can be managed by most beginning beaders with nimble fingers and a knack for crafts. Class descriptions will identify skill level or experience that is helpful.

**Private Classes:** If you have a group of 3 or more, private classes can be booked at the listed per-student cost. The same pre-registration policy applies. Individual, one-on-one instruction can be booked in advance at a cost of \$20/hour, plus the cost of the class. Please ask for Erin if you have any questions about private classes.